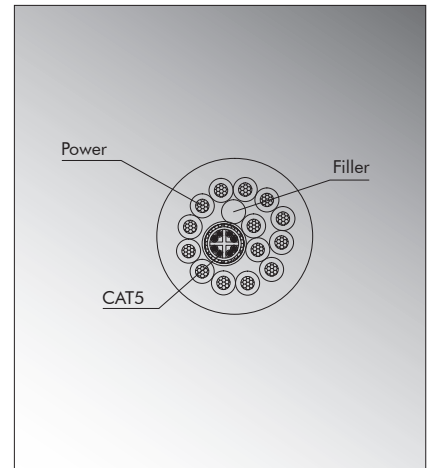


# LKS Data Systems

The LKS Data connector introduces the next evolution of LK connectors incorporating integral data transport while maintaining compatibility with all conventional "Socapex" style 19 pin power connectors. Link's innovative coaxial pin design, coupled with our proprietary mounting method, permits the connection of conventional 19 pin 6 circuit power cables into the female panel mount and inline versions of the LKS Data connector. When mated the matching LKS Data male connector, the connector pair not only transports 6 circuits but also carries DMX, Gigabit Ethernet, or digital audio. The LKS Data connector also leverages a printed circuit board to provide easy termination of both ground and data contacts.



When coupled with the PDlink smart distribution system and our new CAT5SF 12/14 hybrid **eurocable**, Link provides a complete solution for transporting power and data to lighting and powered speaker systems.




- Screw coupling connector
- Fully compatible with Socapex SL 419 series
- Integrated data transport
- Fast LinkLock backshell
- Easy "blind mating" alignment
- Proprietary pin block and mounting configuration supports 6 circuits pf L/N/G contacts plus up to 4 data contacts retaining compatibility with conventional Soca cables
- Gold plated machined pins
- Integrated locking ring set screw
- Plastic insulating sleeve
- Body ground fulfilling UL & NEC requirements
- IP67 rated when mated
- Interchangeable locking rings
- Wide range of cable strain reliefs
- Anti spinning system

### Options

- Tulip/retention spring pins
- Long backshell
- Black and colored (blue, red, green, yellow) rubber locking rings
- Male and female connector dust caps

### Extensions

When coupled with the PDlink smart distribution system and our new CAT5SF 12/14 hybrid **eurocable**, Link provides a complete solution for transporting power and data to lighting and powered speaker systems.




## LKS Data Systems

### PDlink Power Distribution

Due to the high grade of customization for all PDlink products, we highlight some standard basic solutions which can be configured and expanded to provide the right answer for your needs.

### LKS Data Extensions Ordering Code



PD G LKSDD BB E 1 E 25 04 D CL P

Typology	
Power Data Mega	M
Power Data Giga	G

Cable Type	
Hybrid power/data	E
Hybrid power/data flat	F

Accessories	
No accessories	
Dust cap	D

Test	
No test	
PAT test	P

Connector Type (12 pins)	
LKS Data die cast	LKSDD
LKS Data machined	LKSDM


Locking Ring Type	
Black with black rubber locking ring	BB
Black with black metal locking ring	B0

Contact Type	
Retention tulip for female	0
Tulip for female	1

Cable Length	
5	35
10	40
15	45
20	50
25	55
30	60

Packaging	
Velcro strap and cable label	V2
Coil&Carry with handle	VA
Cable label with clear heatshrink	CL

### LKS Data Break In/Out Ordering Code



BRDGI DDR B P3 H S H 2 F D V2

Typology	
Break In Data Giga	BRDGI
Break In Data Mega	BRDMI
Break Out Data Giga	BRDGO
Break Out Data Mega	BRDMO

LKS Data Color	
Black	B
Silver	S
Red	R
Blue	BL
Yellow	Y

Data Type	
Hirose CAT5 with booth	H
EtherCON	E
XLR 3P MV	3M
XLR 3P FV	3F
XLR 5P MV	5M
XLR 5P FV	5F

Length	
6 x 1m	0
6 x 1.5m	1
6 x 2m	2

LKS Data Type	
Male die cast with rubber locking ring	DDR
Male die cast with metal locking ring	DDP
Male machined with rubber locking ring	DMR
Male machined with metal locking ring	DMP
Female die cast	DDF
Female machined	DMF

Power Connectors Type	
PCE CEE 16A IP44	C1
PCE CEE 16A IP67	C2
PowerCON 20A	P2
PowerCON 32A	P3
No connectors	0

Color	
Black	B
Silver	S

Cable Type	
H07RNF 3G2.5 + CAT5	H
Titanex 3G2.5 + CAT5	T

Dust cap	
No	
Yes	D

Packaging	
Velcro strap and cable label	V2
Coil&Carry with handle	VA
Cable label with clear heatshrink	CL